



Standard  
KOTAR Range  
calls

First contact should be approx. 20NM prior reaching the „Initial contact point“ (here YONGWOL bridge).

**Of course calls with advisory character have to be either reread, repeated or answered accordingly!  
(unless advised different by i.e. „break,break“ or „do not acknowledge“)  
USE COMMON SENSE**

JONGWOL-Bridge:  
Einf lgpunkt KOTAR  
Anmeldung!

KOTAR range, Fury 1, flight of 4 F-16, 20nm SW of „JONGWOL Bridge“, FL 190, inbound for bomb training with.....i.e. BDU33 (state all ordnance).

Fury 1, KOTAR range is operating with the „south GP large targets“  
Weather clear, QNH 1011,  
enter published holding between „Spot“ and IP at 10000 ft and report established



KOTAR RANGE

Kein Überflüg

KOTAR Range Status 100 5 nm

Kein Überflüg



MOA 5

FL400  
12000'

MOA 6

FL400  
10000'

JONGWOL-Bridge:  
KOTAR entry point  
Mandatory pos-rep

Kotar range, Fury1 flight overhead  
Jongwol bridge

Fury1 flight, establish minimum  
3 nm spacing, call me „Spot“

„Spot“  
Holdingarea  
15.0 „counterclock“

KOTAR RANGE

Kein Überflüg

KOTAR  
Range  
Status 100  
5 nm

Überflüg

MOA 10

FL400  
10000'



Fury 1 flight has seperated  
Minimum distance between  
single F16's is 3 NM

„Spot“  
IMGY-Bridge = „SPOT“  
Einf luginpunkt Holding  
Plichtmeldpunkt!

„Counter  
clock wise“

KOTAR RANGE

Kein Überflig

KOTAR  
Range  
Status 100  
5 nm

Kein Überflig



IMGY-Bridge = „SPOT“  
Entry point for holding  
Mandatory pos-report

„Spot“

Holdingarea  
15.0

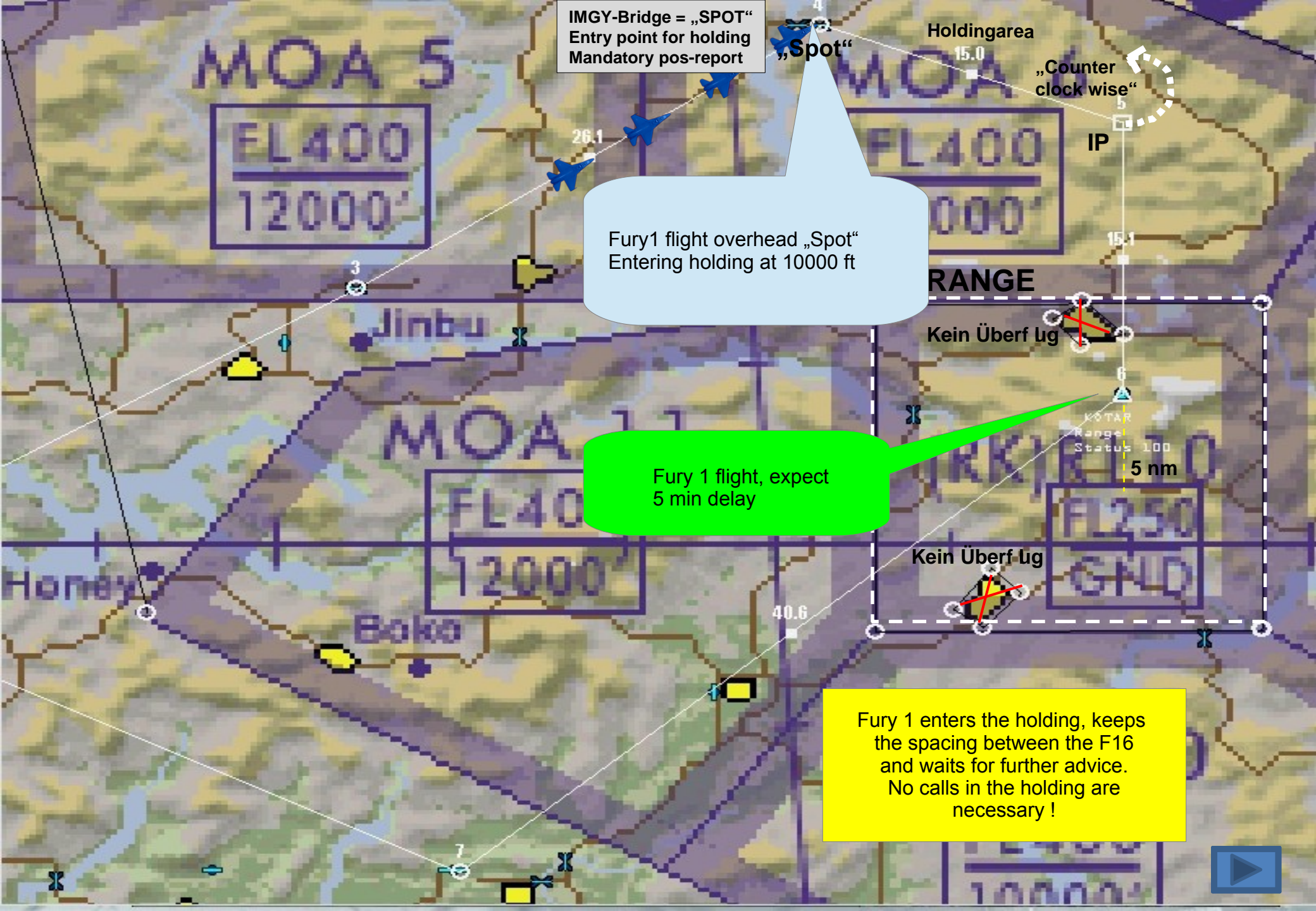
„Counter  
clock wise“

IP

Fury1 flight overhead „Spot“  
Entering holding at 10000 ft

Fury 1 flight, expect  
5 min delay

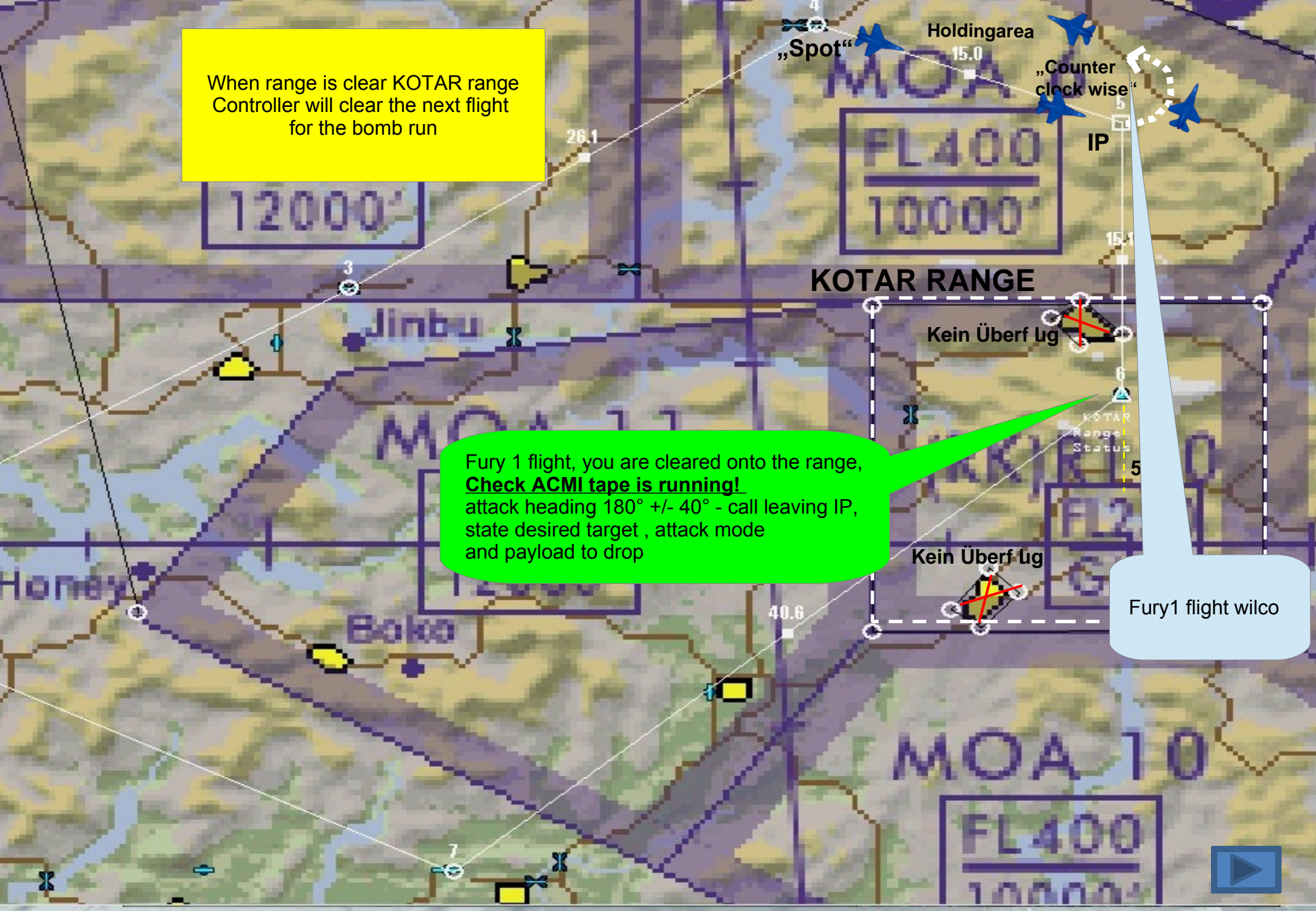
Fury 1 enters the holding, keeps  
the spacing between the F16  
and waits for further advice.  
No calls in the holding are  
necessary !



When range is clear KOTAR range Controller will clear the next flight for the bomb run

Fury 1 flight, you are cleared onto the range, **Check ACMI tape is running!** attack heading  $180^{\circ} \pm 40^{\circ}$  - call leaving IP, state desired target , attack mode and payload to drop

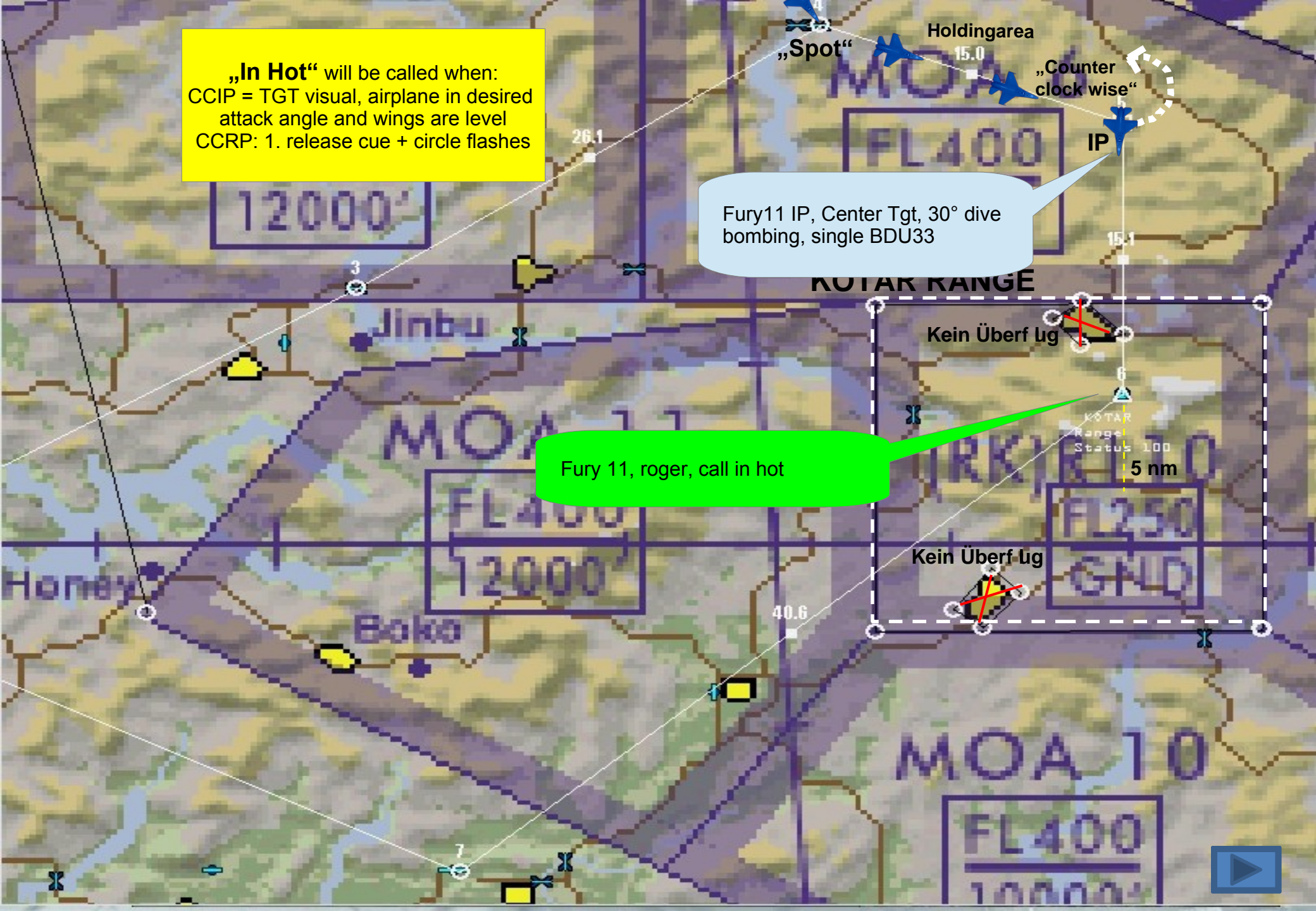
Fury1 flight wilco



„In Hot“ will be called when:  
CCIP = TGT visual, airplane in desired  
attack angle and wings are level  
CCRP: 1. release cue + circle flashes

Fury11 IP, Center Tgt, 30° dive  
bombing, single BDU33

Fury 11, roger, call in hot



MOA 5

FL400  
12000'

MOA 6

FL400

MOA 7

FL400  
12000'

MOA 10

FL400  
10000'

„Spot“

Holdingarea  
15.0

„Counter  
clock wise“

IP

Fury12 IP, West Tgt, level CCRP,  
5000 ft, single BDU33

KOTAR RANGE

Kein Überflüg

Fury 12, roger, call in hot

KOTAR  
Range  
Status 100  
5 nm

Kein Überflüg

Honey

Baka





„Cleared hot“ clearance will only be issued, when attack parameter are visually confirmed by KOTAR range control and attacking aircraft is stabilized (no turn)



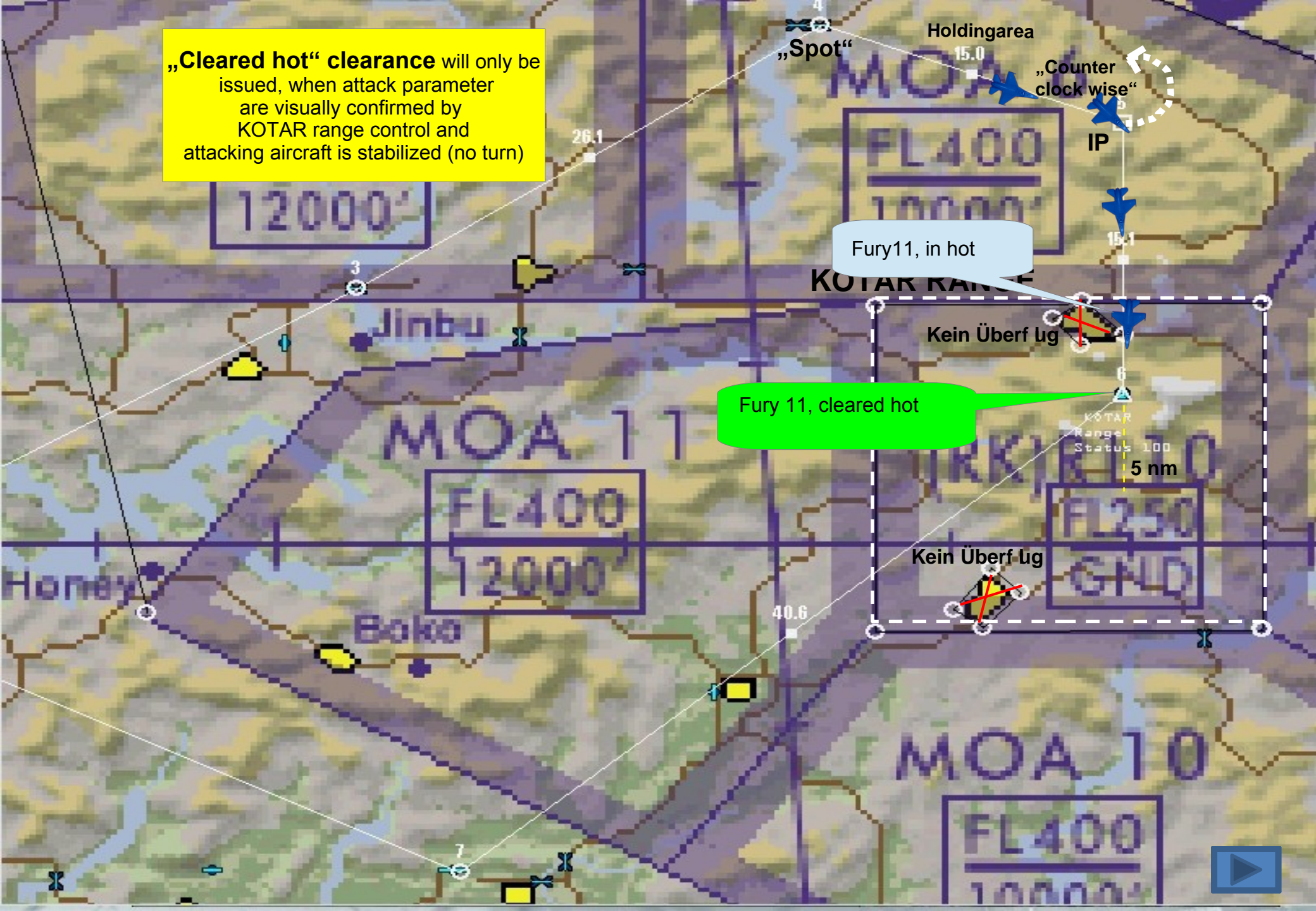
Fury11, in hot

Fury 11, cleared hot

Kein Überflüg


KOTAR Range Status 100  
5 nm

Kein Überflüg



„Off hot“ will be called by the pilot, when payload is confirmed being released (SMS page) and aircraft has reached 0° or positive pitch.

If payload was not released, pilot has to call „Off DRY“

According to KOTAR range SOP (standard operating procedures) a flight will start bomb practice with a dry run (**not during TacEval !**) and then continue in a right hand pattern  to drop their payload until all ordnance is being released and they are ready to leave the range. Only thereafter the next flight will be cleared onto KOTAR range.

Fury13 IP, North Tgt, 45° dive, single BDU33

Fury13, continue

Fury 11, off hot

Fury12, in hot

Fury12, cleared hot

Holdingarea

„Spot“

„Counter clockwise“

IP

KOTAR RANGE

Kein überfliegen

Range Status 100

5 nm

Überfliegen

MOA 10  
FL400  
10000'



- keep a constant listening/watch on UHF range freq
- follow all orders/directions
- keep own transmissions to a minimum
- make your call when best practicable
  - think
  - plan ahead

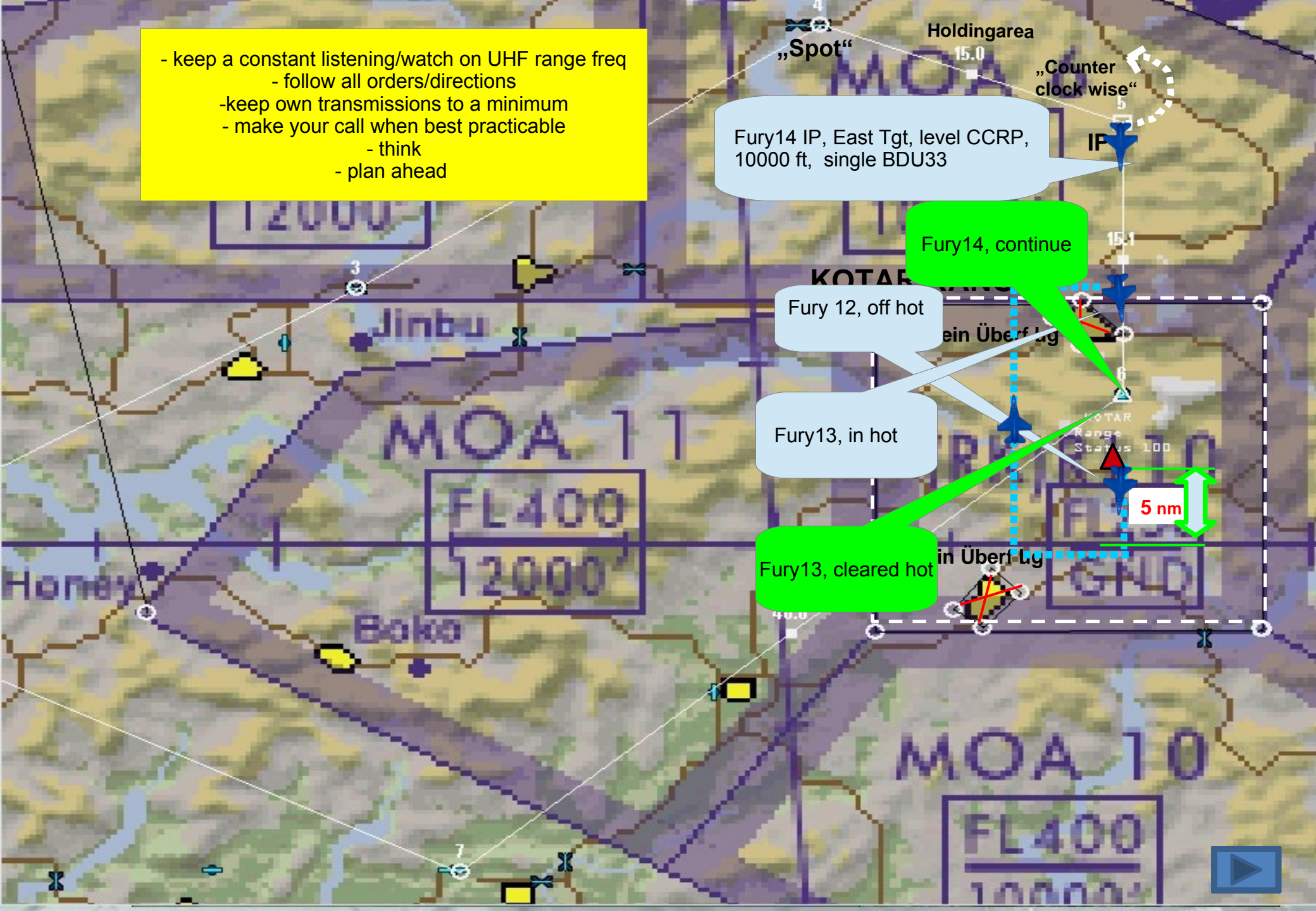
Fury14 IP, East Tgt, level CCRP, 10000 ft, single BDU33

Fury14, continue

Fury 12, off hot

Fury13, in hot

Fury13, cleared hot



Standard KOTAR „box-pattern“:  
After release of your weapon at or above  
Min Release Altitude start a pull out with 4 g  
Start climbing to next pattern alt according  
next weapon attack mode

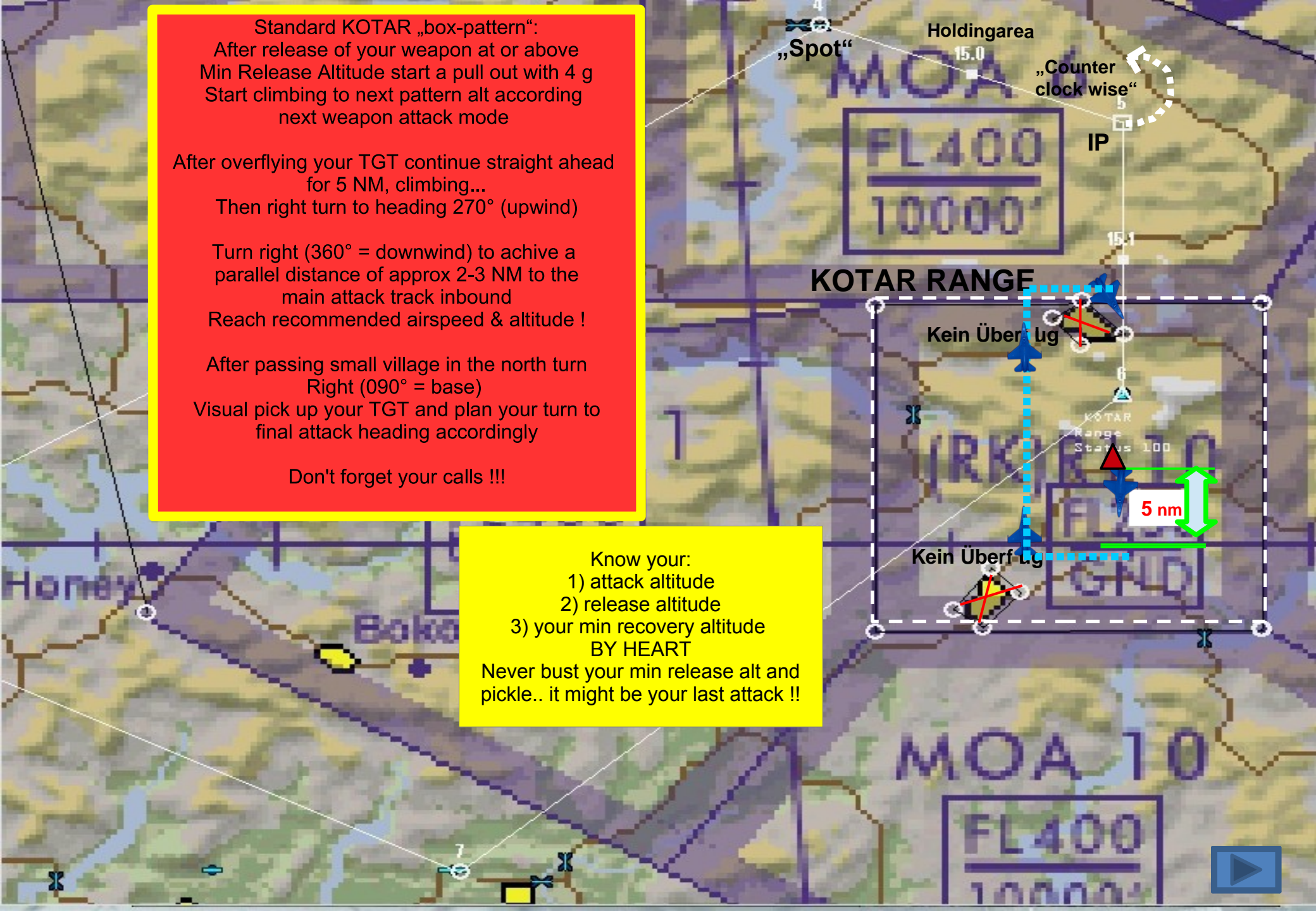
After overflying your TGT continue straight ahead  
for 5 NM, climbing...  
Then right turn to heading 270° (upwind)

Turn right (360° = downwind) to achive a  
parallel distance of approx 2-3 NM to the  
main attack track inbound  
Reach recommended airspeed & altitude !

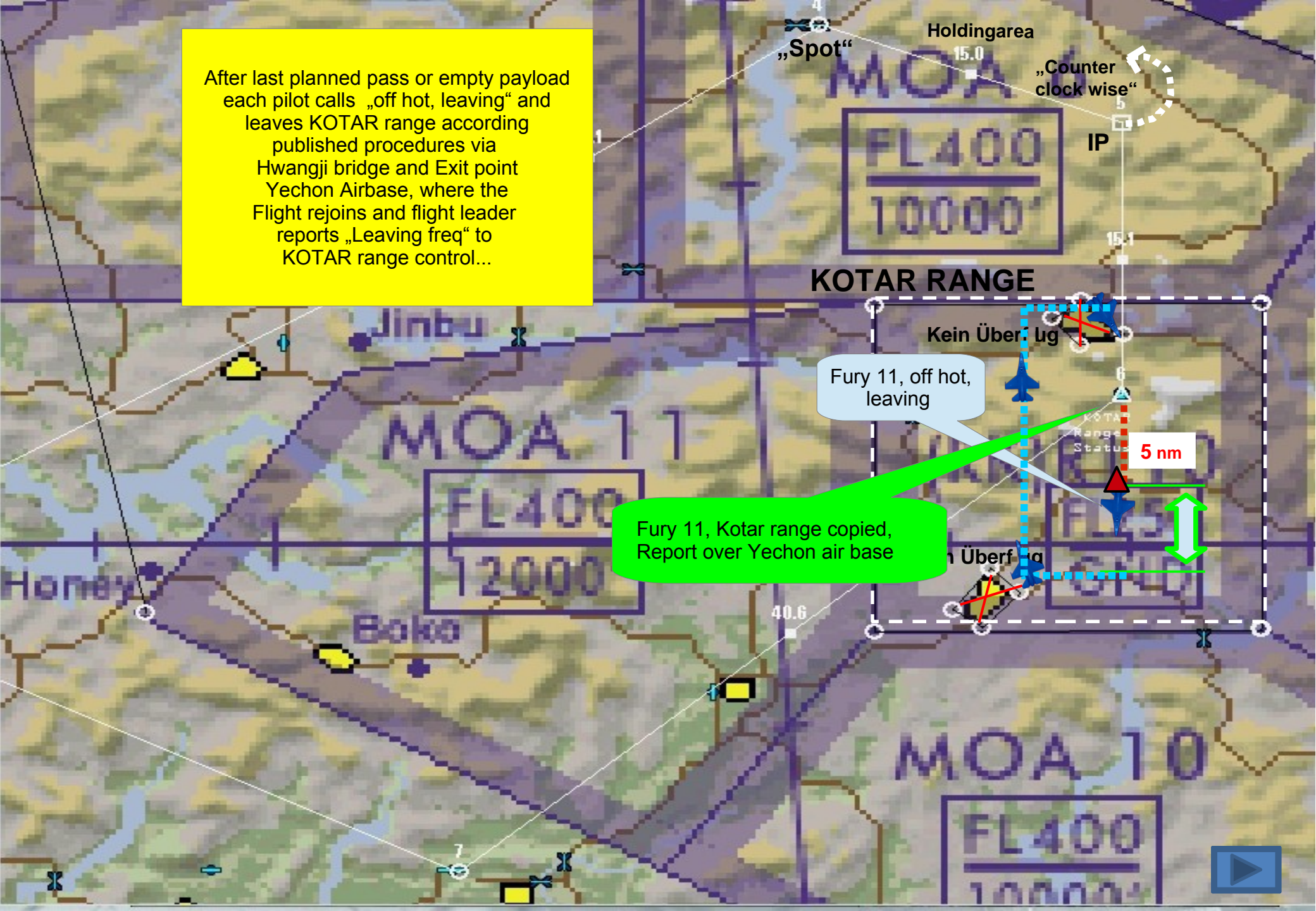
After passing small village in the north turn  
Right (090° = base)  
Visual pick up your TGT and plan your turn to  
final attack heading accordingly

Don't forget your calls !!!

Know your:  
1) attack altitude  
2) release altitude  
3) your min recovery altitude  
**BY HEART**  
Never bust your min release alt and  
pickle.. it might be your last attack !!



After last planned pass or empty payload each pilot calls „off hot, leaving“ and leaves KOTAR range according published procedures via Hwangji bridge and Exit point Yechon Airbase, where the Flight rejoins and flight leader reports „Leaving freq“ to KOTAR range control...



Fury 11, Kotar range copied, Report over Yechon air base

Fury 11, off hot, leaving

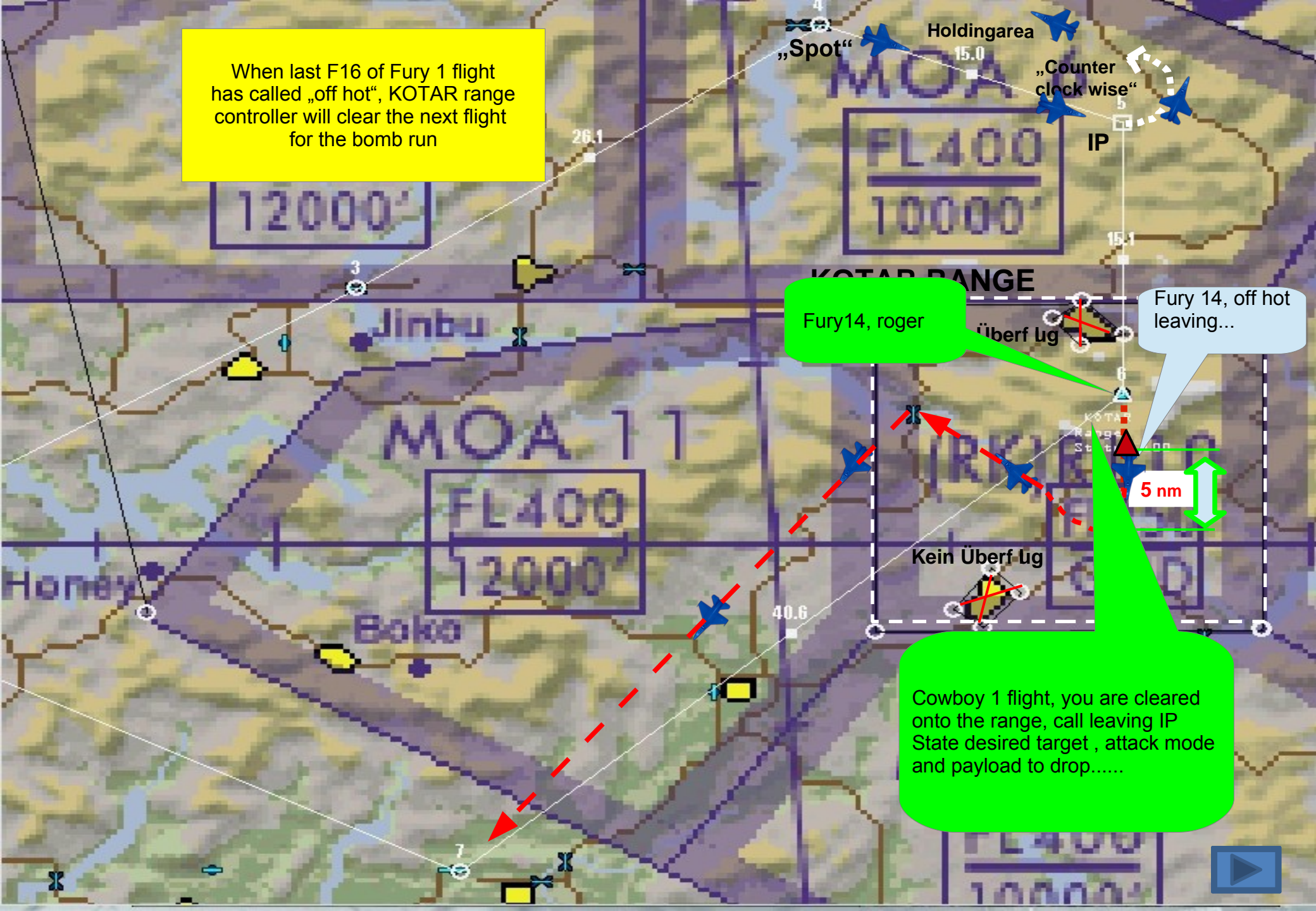
5 nm

When last F16 of Fury 1 flight has called „off hot“, KOTAR range controller will clear the next flight for the bomb run

Fury14, roger

Fury 14, off hot leaving...

Cowboy 1 flight, you are cleared onto the range, call leaving IP State desired target , attack mode and payload to drop.....



12000'

MOA 12  
FL400  
10000'

MOA 11  
FL400  
12000'

FL400  
10000'

KOTAR RANGE

Kein Überflieg

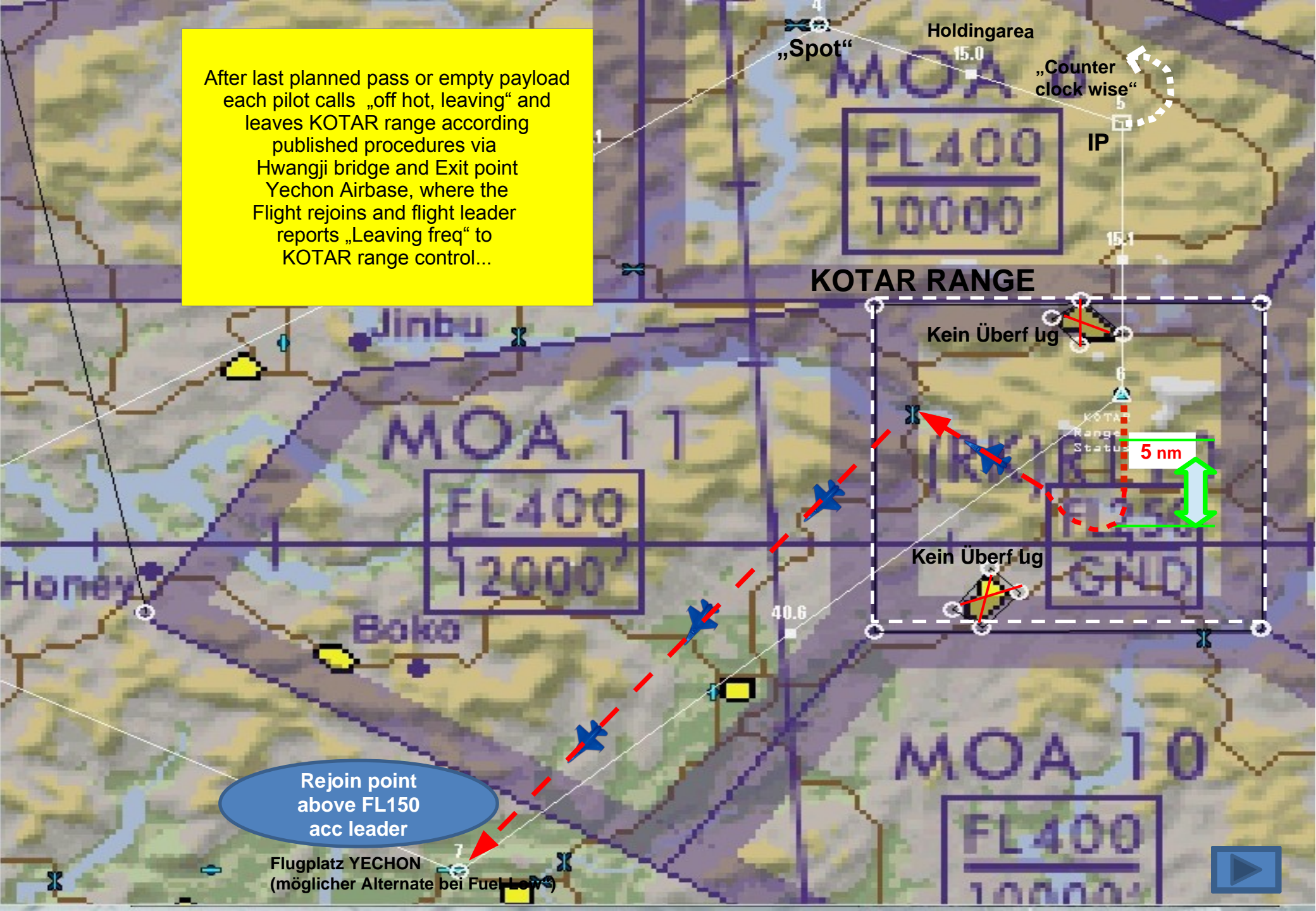
Überflieg

5 nm

Cowboy 1 flight, you are cleared onto the range, call leaving IP State desired target , attack mode and payload to drop.....



After last planned pass or empty payload each pilot calls „off hot, leaving“ and leaves KOTAR range according published procedures via Hwangji bridge and Exit point Yechon Airbase, where the Flight rejoins and flight leader reports „Leaving freq“ to KOTAR range control...



Rejoin point above FL150 acc leader

Flugplatz YECHON  
(möglicher Alternate bei Fuel Low)



After last planned pass or empty payload each pilot calls „off hot, leaving“ and leaves KOTAR range according published procedures via Hwangji bridge and Exit point Yechon Airbase, where the Flight rejoins and flight leader reports „Leaving range“ to KOTAR range control...

KOTAR range control, Fury1 flight is overhead Yechon airbase, leaving your frequency.

Fury 1 flight, cleared to leave - Have a nice day....

